


产品型号编码规则

Regulations for the products model encoded



选购零配件

Optional Parts



数据采集终端(S1)
Data acquisition

产品型号	Ls6201					
项目	电压	功率	外形尺寸	装箱尺寸	净重	毛重
参数	220V(50HZ)	0.7KW	110x580x1130mm	110x720x1330mm	80kg	110kg
备注						

以上型号仅供参考, 详细情况请咨询。
The above types are only for reference, and you can consult local distributors for details.

为了改良, 产品规格若有变更, 恕不另行通知。为安全起见, 使用之前, 请仔细阅读使用手册。
Specifications are subject to change for improvement without further notice. Please carefully read the operating manual before use for safety.

LS-SD20171123-1000/HX

LENSH

LS6021

自动穿绳机

AUTOMATIC STRING THRUSTING MACHINE




LENSH

浙江凌志智能科技有限公司
ZHEJIANG LENSH INTELLIGENT TECHNOLOGY CO.,LTD.

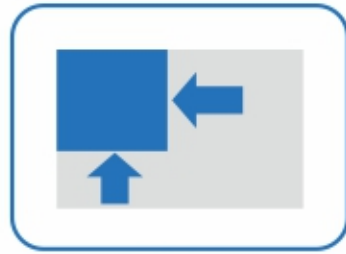
地址: 宁波市海曙区光文路500号 电话(TEL): 0574-8742 3969 0574-8388 5719
Address: No 500 RD Guangwen District Haishu Ningbo Zhejiang, China
E-mail: wuhanqiao66@163.com

产品特性

Product characteristics



省力化
Manual



省空间
Save space




高品质
High quality



高生产效率
High productivity



脱技能
Unskilled



优化工作环境
A good environment

穿绳孔眼适用范围


Application Of Cord Hole Thrusting



适用于
平头锁眼孔

切口 ≥ 8mm

Flat Button Hole
Incision ≥ 8mm



适用于
鸟眼绣孔

孔眼直径 ≥ 8mm

Bird Eye Hold Hole
Diameter ≥ 8mm



适用于
金属气眼孔

孔眼直径 ≥ 8mm

Metal air hole Hold
Diameter ≥ 8mm

传统工艺 VS 智能工艺

Traditional Technology Vs Intelligent Technology

传统工艺

20~30秒/根

传统手工疲劳度高、效率低、20~30秒/根
Traditional manual work quickly tired low efficiency 20-30 seconds / per cord

裤绳、帽绳靠手工穿针完成穿绳，
效率低，劳动强度大。

Insert The Pants Cord, Cap Cord Manually,
Low Efficiency With High Labor Requirement



PK

LS6021

10~15秒/根

30~55%[↑]

自动降低劳动强度、提高效率约30~55%
Automatically decrease the intensity of labor work increase the efficiency about 30~55% 10-15 seconds/ per cord



颠覆性专利设计

Disruptive patent design

- 解决钢丝顶住缝边问题
Solve the problem that the steel wire will be stuck in the gap of sewing
- 方便切换不同形状钢丝，
Convenient change the different Shape of steel wire


产品优势分析

Product advantage analysis




钢丝载体推送驱动模式

Steel wire push drive model
采用大盘驱动,驱动有力,稳定性高
Large plate drive, Powerful Drive With Higher Stability



回收控制模式带绳推送

Drive also with the steel wire model with retrieve control
双踏板无极变速,操控性好,精细化作业
2 pedals automatic transmission, Friendly and enhanced operation



智能设计亮点

Intelligent design highlights
采用大盘驱动,驱动有力,稳定性高
Large plate drive, Powerful Drive With Higher Stability
大码裤子扩张器伸缩时间缩短,同时解决缩小裤子掉落问题
to shorten the expand and contract time for large pants, and solve the drop out problem when contract.

- 钢丝回抽尾端,低速阻尼
At the end of steel wire retrieve with lower speed damping
- 钢丝载体不会缩回机器内,同时增加安全性
The steel wire will not retrieve into the machine Additional security at the same time
- 四瓣扩张器的不同尺码可设置恒定扩展量
4 pieces expander with deferent size can set the constant extended range